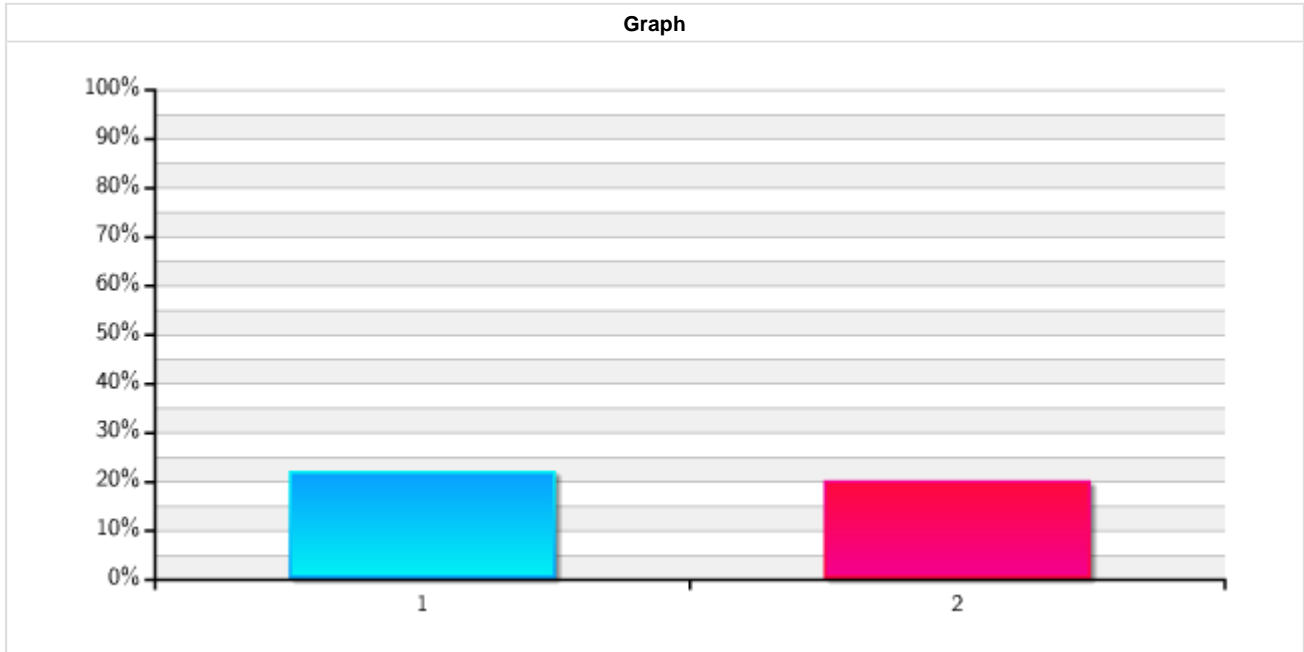


EBR WALKTHROUGH 08-09 (3536 walk-throughs)

From January 1st 2009 to January 31st 2009

Checkbox

Element Name	Selected	%
<input type="checkbox"/> 1. Madelyn Hunter Lesson Components	793	22%
<input type="checkbox"/> 2. Literacy Strategies	709	20%
		Based on 3536 walk-throughs

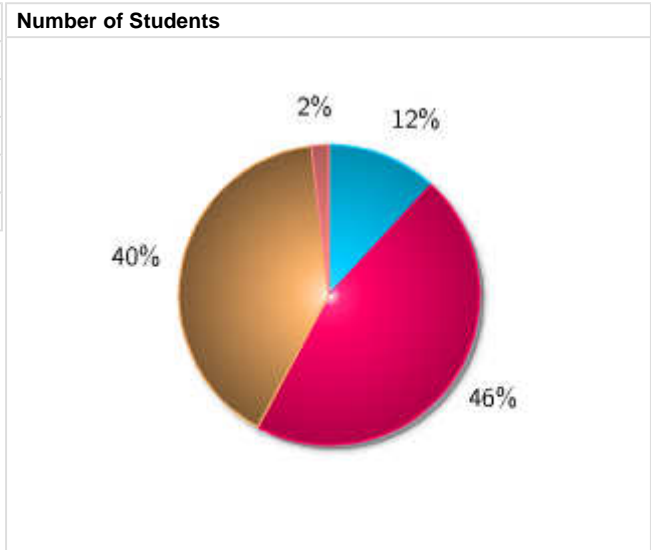


EBR WALKTHROUGH 08-09 (3536 walk-throughs)

From January 1st 2009 to January 31st 2009

Drop Down List

Item Name	SEL	%
<input type="checkbox"/> 1. 1-10	264	12%
<input type="checkbox"/> 2. 11-20	1027	46%
<input type="checkbox"/> 3. 21-30	896	40%
<input type="checkbox"/> 4. Greater than 30	43	2%
Total	2230	100%



EBR WALKTHROUGH 08-09 (3536 walk-throughs)

From January 1st 2009 to January 31st 2009

Label (No input)

Element Name
Teaching and Learning
Classroom Organization
Learning Environment
Student Engagement
Blooms Taxonomy
Classroom Strategies that Work
Student Materials
Teacher Materials

EBR WALKTHROUGH 08-09 (3536 walk-throughs)

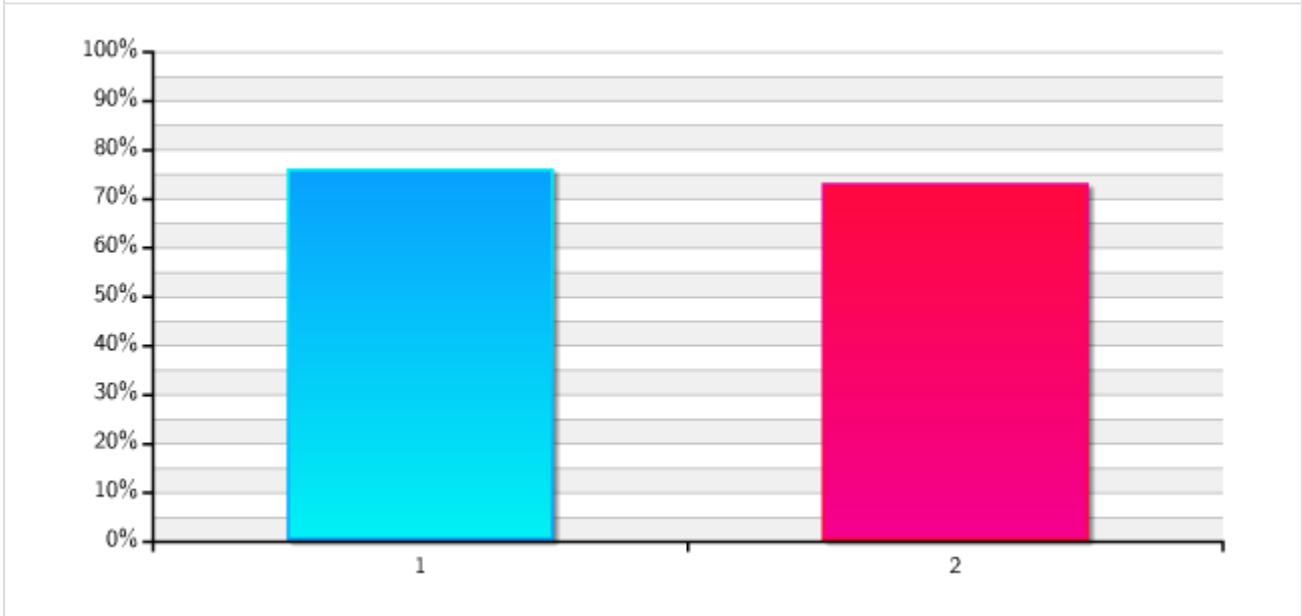
From January 1st 2009 to January 31st 2009

Checklist as checkbox

Teaching and Learning (Based on 3536 walk-throughs)

Teaching and Learning-08	Selected	%
<input type="checkbox"/> 1. Evidence of Lesson Plan	2698	76%
<input type="checkbox"/> 2. Clearly expressed objectives (written or stated)	2578	73%

Teaching and Learning-08 Selected



EBR WALKTHROUGH 08-09 (3536 walk-throughs)

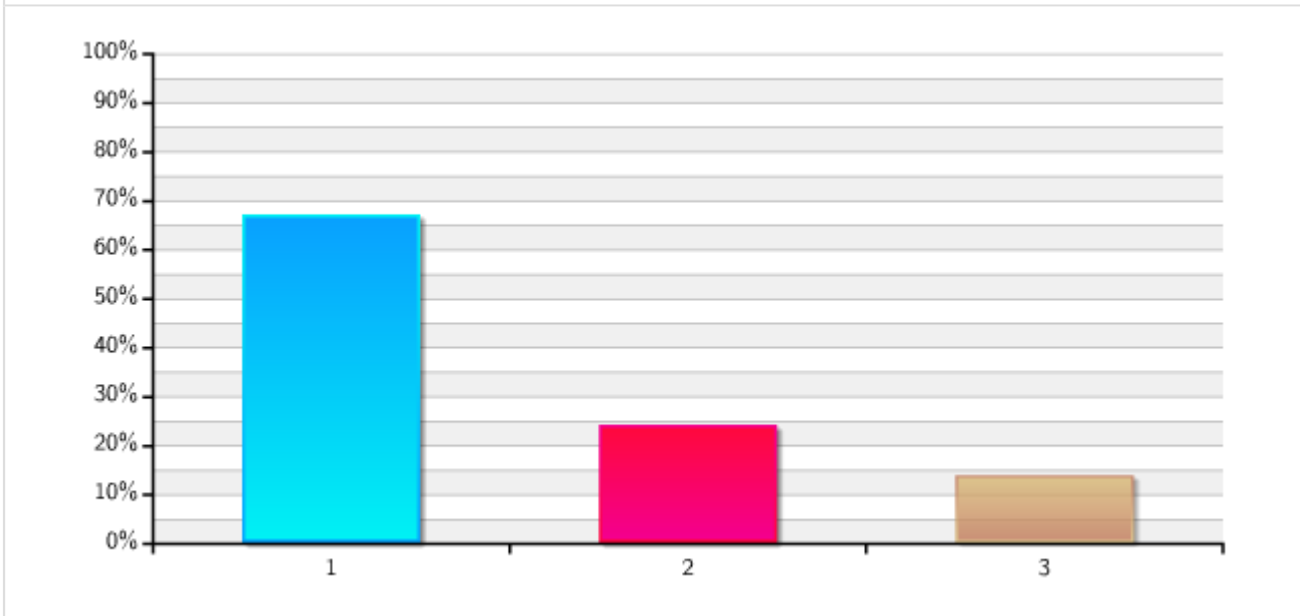
From January 1st 2009 to January 31st 2009

Checklist as checkbox

Classroom Organization (Based on 3536 walk-throughs)

Classroom Organization	Selected	%
<input type="checkbox"/> 1. Whole Group Instruction	2353	67%
<input type="checkbox"/> 2. Small Group Instruction	845	24%
<input type="checkbox"/> 3. Individual Instruction	589	17%

Classroom Organization Selected

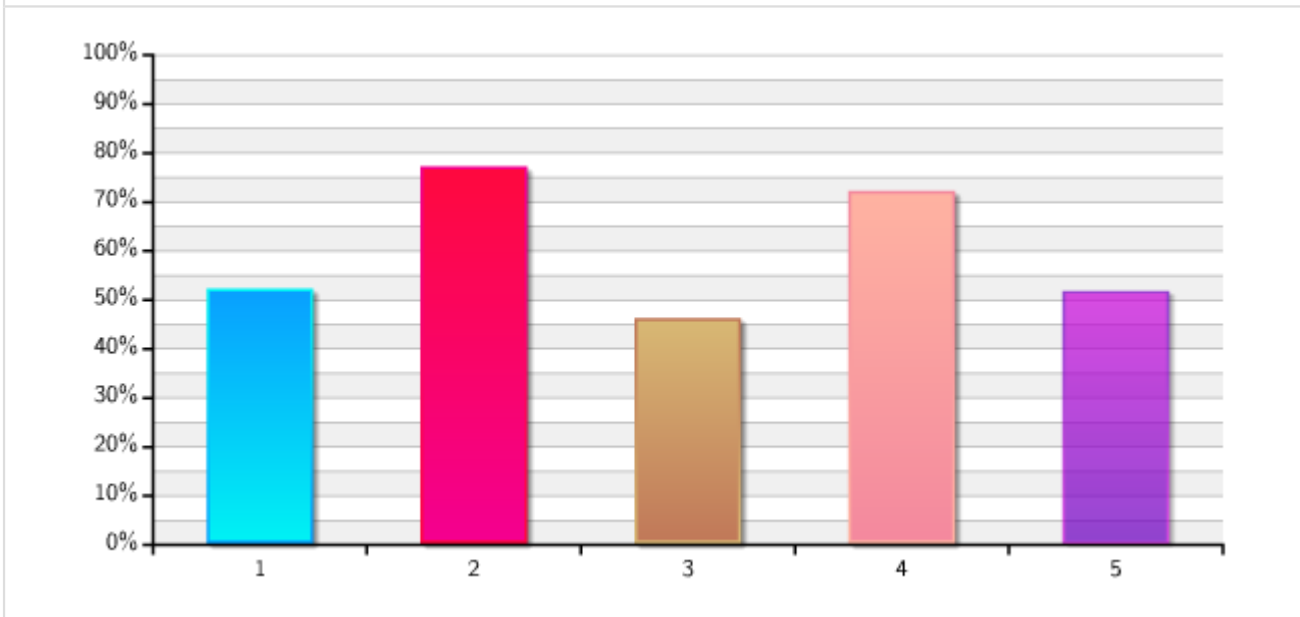


EBR WALKTHROUGH 08-09 (3536 walk-throughs)
 From January 1st 2009 to January 31st 2009
 Checklist as checkbox

Learning Environment (Based on 3536 walk-throughs)

Learning Environment	Selected	%
<input type="checkbox"/> 1. Transitions/Routines	1826	52%
<input type="checkbox"/> 2. Control/Discipline	2728	77%
<input type="checkbox"/> 3. Timely Student Work Displayed	1640	46%
<input type="checkbox"/> 4. Rapport with Students	2548	72%
<input type="checkbox"/> 5. Orderly classroom conducive to learning	2502	71%

Learning Environment Selected



EBR WALKTHROUGH 08-09 (3536 walk-throughs)

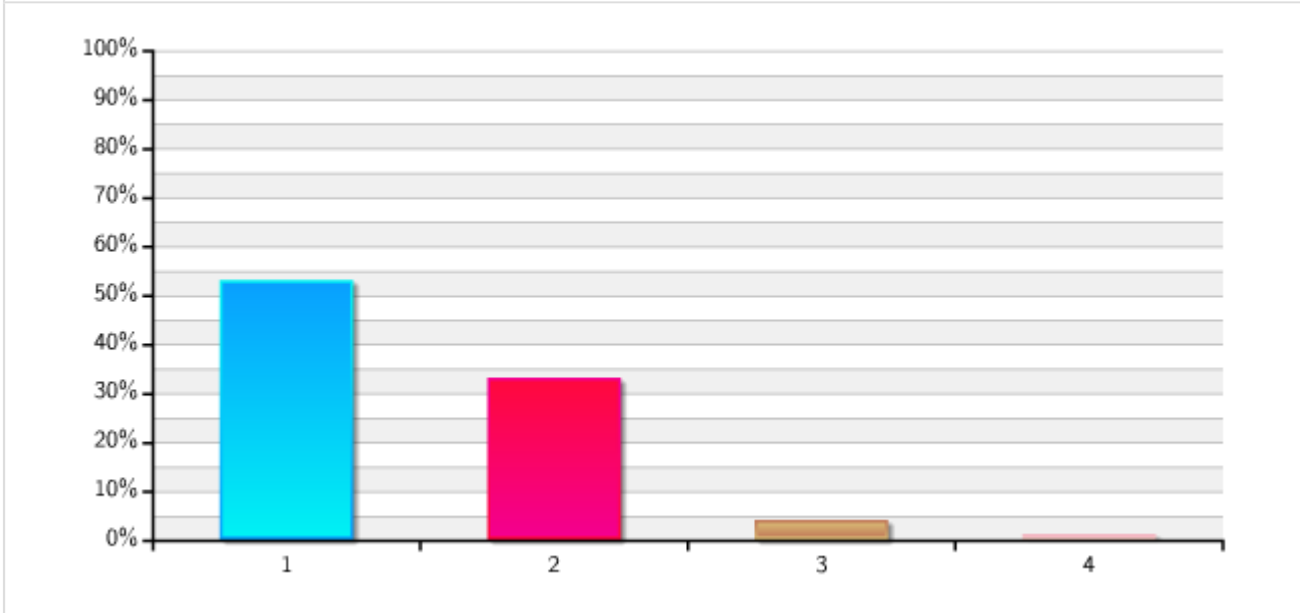
From January 1st 2009 to January 31st 2009

Checklist as checkbox

Student Engagement (Based on 3536 walk-throughs)

Student Engagement-08	Selected	%
<input type="checkbox"/> 1. 100%	1860	53%
<input type="checkbox"/> 2. Greater than 75%	1164	33%
<input type="checkbox"/> 3. About 50%	139	4%
<input type="checkbox"/> 4. Less than 50%	59	2%

Student Engagement-08 Selected



EBR WALKTHROUGH 08-09 (3536 walk-throughs)

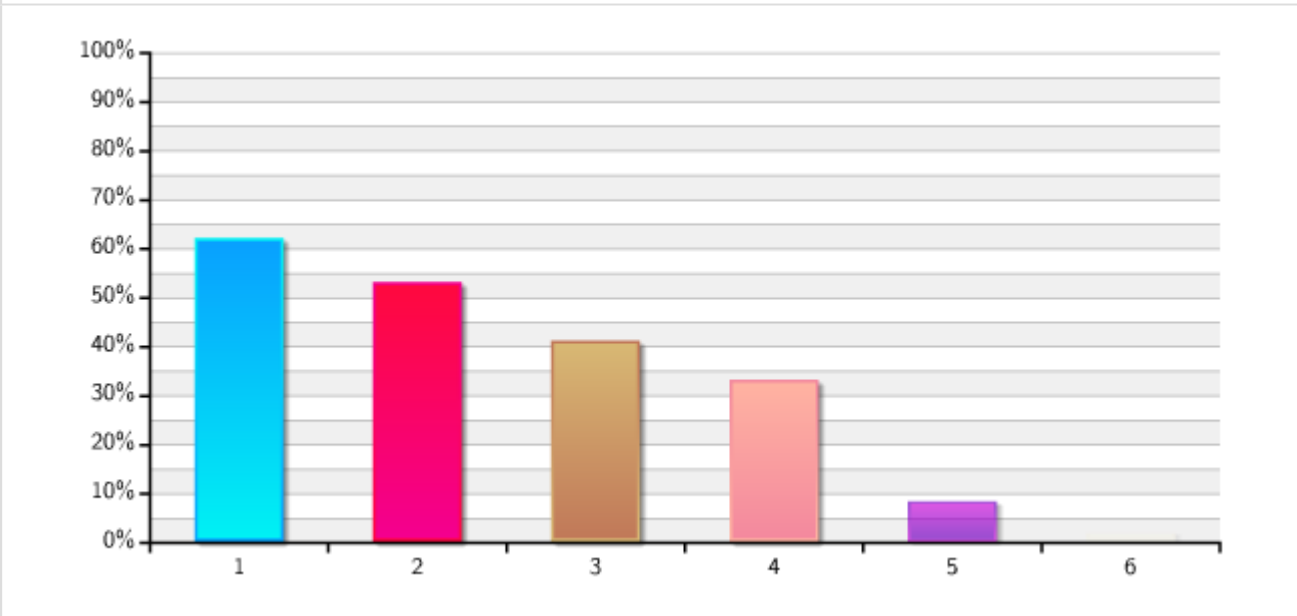
From January 1st 2009 to January 31st 2009

Checklist as checkbox

Blooms Taxonomy (Based on 3536 walk-throughs)

Bloom's Taxonomy 08	Selected	%
<input type="checkbox"/> 1. Knowledge (list, describe, tell)	2206	62%
<input type="checkbox"/> 2. Comprehension (summarize, discuss, interpret)	1889	53%
<input type="checkbox"/> 3. Application (illustrate, classify, solve)	1462	41%
<input type="checkbox"/> 4. Analysis (explain, connect, select)	1179	33%
<input type="checkbox"/> 5. Synthesis (integrate, create, invent)	432	12%
<input type="checkbox"/> 6. Evaluation (judge, select, convince)	358	10%

Bloom's Taxonomy 08 Selected

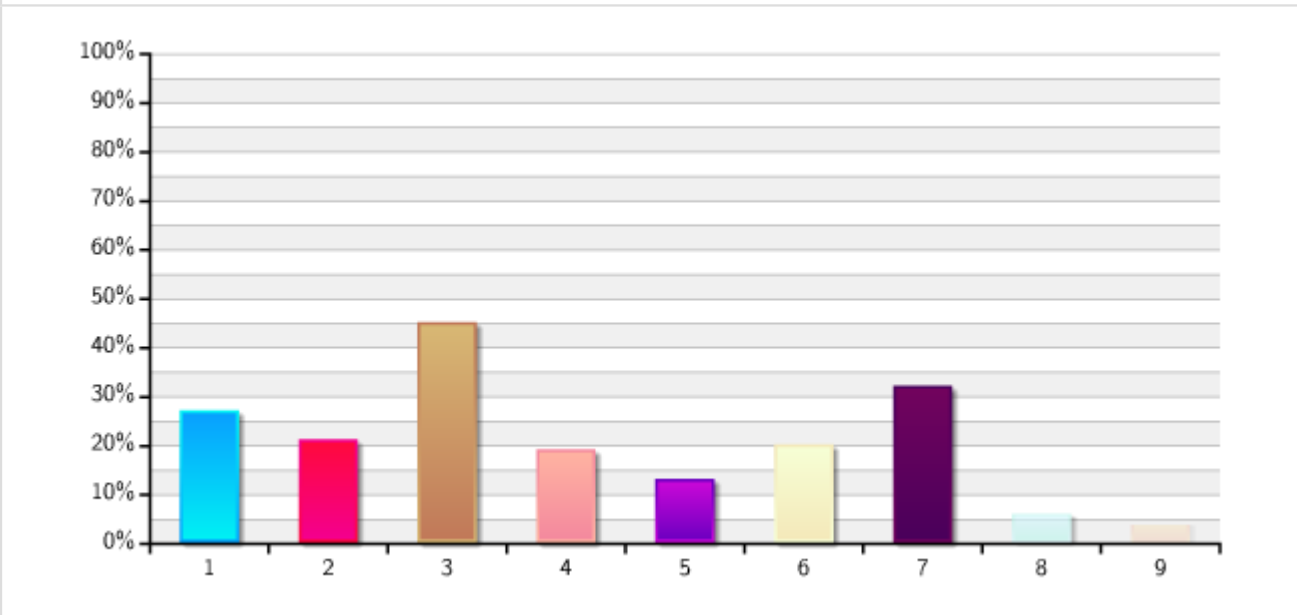


EBR WALKTHROUGH 08-09 (3536 walk-throughs)
 From January 1st 2009 to January 31st 2009
 Checklist as checkbox

Classroom Strategies that Work (Based on 3536 walk-throughs)

Strategies that work- 08	Selected	%
<input type="checkbox"/> 1. Identifying similarities and differences	963	27%
<input type="checkbox"/> 2. Summarizing and note taking	738	21%
<input type="checkbox"/> 3. Reinforcing effort and providing recognition	1576	45%
<input type="checkbox"/> 4. Homework and practice	680	19%
<input type="checkbox"/> 5. Nonlinguistic representation	472	13%
<input type="checkbox"/> 6. Cooperative learning	702	20%
<input type="checkbox"/> 7. Setting objectives and providing specific feedback	1124	32%
<input type="checkbox"/> 8. Generating and testing hypotheses	308	9%
<input type="checkbox"/> 9. Cues, questions, and advanced organizers	898	25%

Strategies that work- 08 Selected

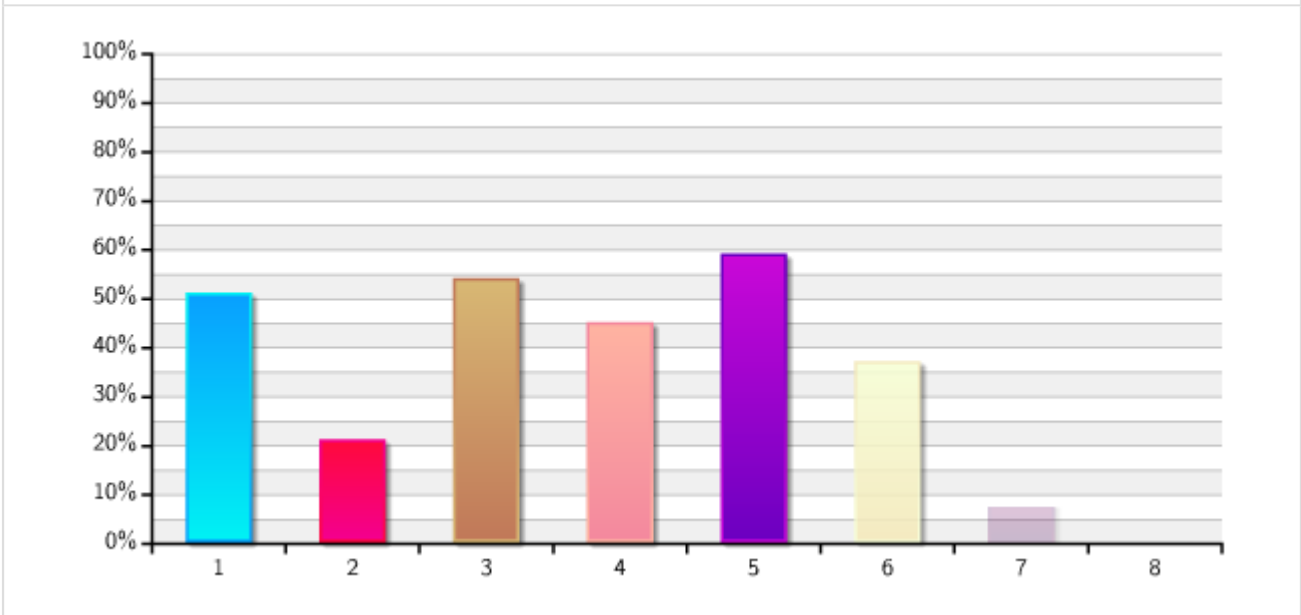


EBR WALKTHROUGH 08-09 (3536 walk-throughs)
 From January 1st 2009 to January 31st 2009
 Checklist as checkbox

Madelyn Hunter Lesson Components (Based on 3536 walk-throughs)

Madelyn Hunter Lesson Component 08	Selected	%
<input type="checkbox"/> 1. Agenda on Board	1798	51%
<input type="checkbox"/> 2. Anticipatory Set/ "Hook"	727	21%
<input type="checkbox"/> 3. Input / Teacher Instruction	1926	54%
<input type="checkbox"/> 4. Modeling / Examples Provided	1591	45%
<input type="checkbox"/> 5. Checking for Understanding (Cues and Questions)	2084	59%
<input type="checkbox"/> 6. Guided Practice/ Monitor student Work	1500	42%
<input type="checkbox"/> 7. Independent Practice / Provide reinforcement practice once skill is mastered	1110	31%
<input type="checkbox"/> 8. Closure/ Bring Lesson to Conclusion	230	7%

Madelyn Hunter Lesson Component 08 Selected

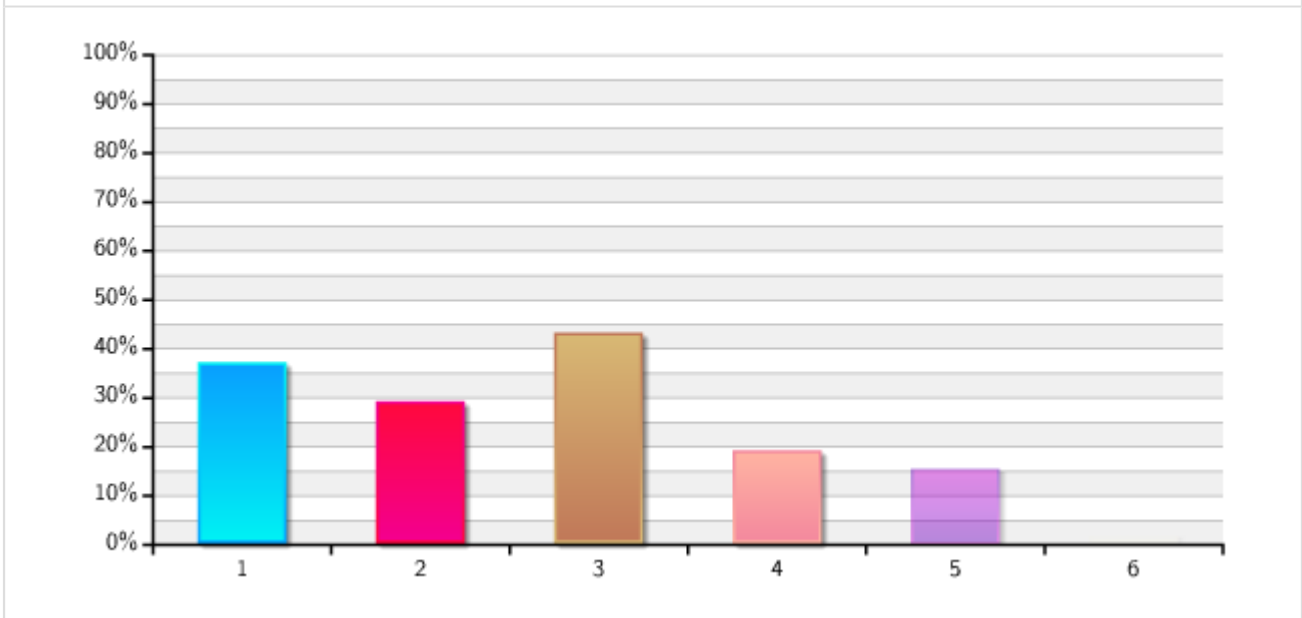


EBR WALKTHROUGH 08-09 (3536 walk-throughs)
 From January 1st 2009 to January 31st 2009
 Checklist as checkbox

Literacy Strategies (Based on 3536 walk-throughs)

Literacy Strategies	Selected	%
<input type="checkbox"/> 1. Teacher models and reinforces vocabulary	1291	37%
<input type="checkbox"/> 2. Teacher models and reinforces comprehension strategies	1026	29%
<input type="checkbox"/> 3. A print rich environment is evident	1506	43%
<input type="checkbox"/> 4. Students engage in decoding words	656	19%
<input type="checkbox"/> 5. Students are actively engaged in literacy activity	1207	34%
<input type="checkbox"/> 6. Students actively engage in writing activities	636	18%

Literacy Strategies Selected



EBR WALKTHROUGH 08-09 (3536 walk-throughs)

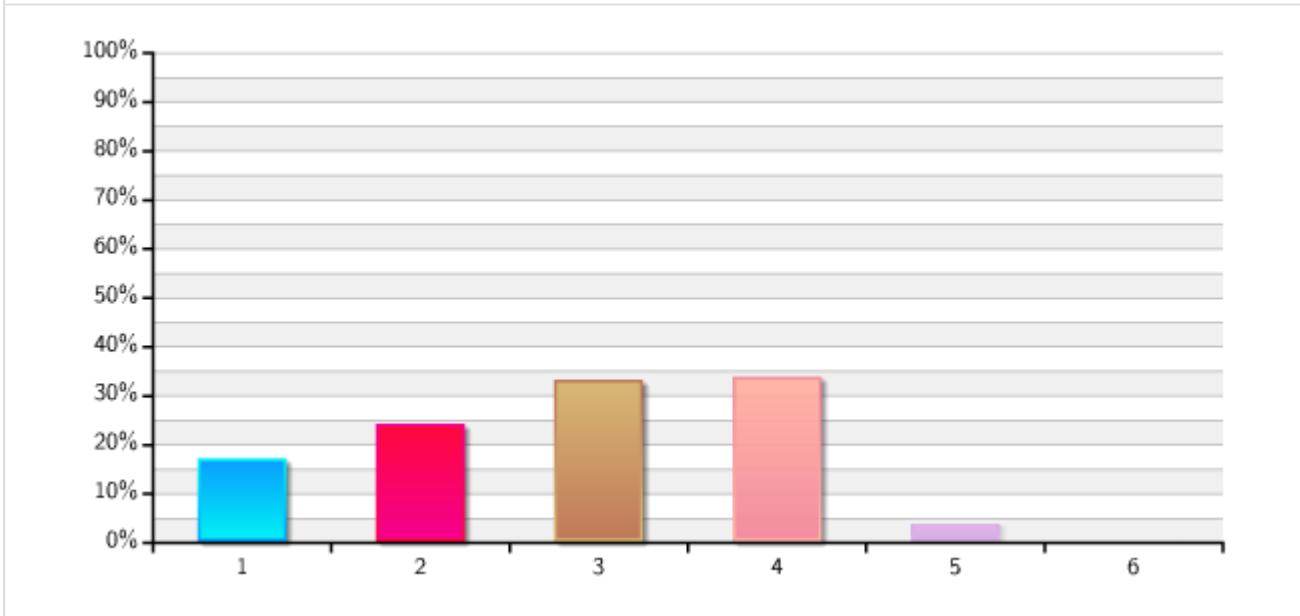
From January 1st 2009 to January 31st 2009

Checklist as checkbox

Student Materials (Based on 3536 walk-throughs)

Teacher Materials 08	Selected	%
<input type="checkbox"/> 1. Manipulative	607	17%
<input type="checkbox"/> 2. Technology/Media	839	24%
<input type="checkbox"/> 3. Reading Material and Classroom Libraries	1157	33%
<input type="checkbox"/> 4. Worksheet/Workbook	1252	35%
<input type="checkbox"/> 5. Board Work	462	13%
<input type="checkbox"/> 6. Other	663	19%

Teacher Materials 08 Selected



EBR WALKTHROUGH 08-09 (3536 walk-throughs)

From January 1st 2009 to January 31st 2009

Checklist as checkbox

Teacher Materials (Based on 3536 walk-throughs)

Teacher Materials 08	Selected	%
<input type="checkbox"/> 1. Manipulative	425	12%
<input type="checkbox"/> 2. Technology/Media	949	27%
<input type="checkbox"/> 3. Reading Material and Classroom Libraries	1022	29%
<input type="checkbox"/> 4. Worksheet/Workbook	735	21%
<input type="checkbox"/> 5. Board Work	551	16%
<input type="checkbox"/> 6. Other	588	17%

Teacher Materials 08 Selected

